

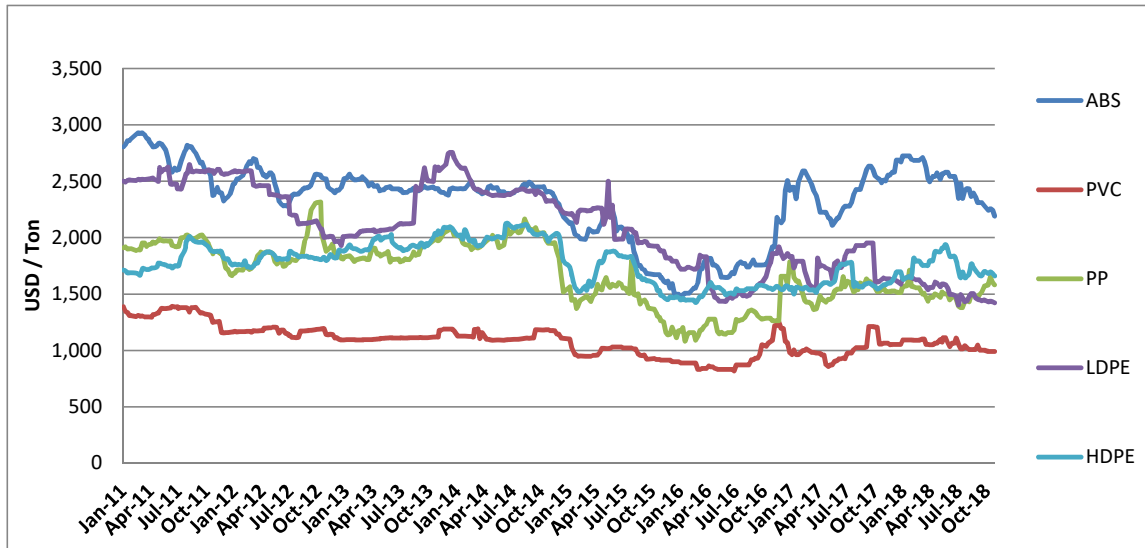
RAW MATERIAL

Nov-18

Monthly plastic prices change for the past 6 months USD/ton

	ABS	PVC	PP	LDPE	HDPE
May-18	2,563	1,092	1,497	1,575	1,904
Jun-18	2,531	1,067	1,464	1,489	1,824
Jul-18	2,407	1,029	1,408	1,447	1,670
Aug-18	2,389	1,008	1,475	1,488	1,723
Sep-18	2,304	1,014	1,514	1,446	1,679
Oct-18	2,233	992	1,604	1,430	1,680
Average on the last 6 months	2404.50	1033.67	1493.67	1479.17	1746.67

Plastic price change 2011-2018



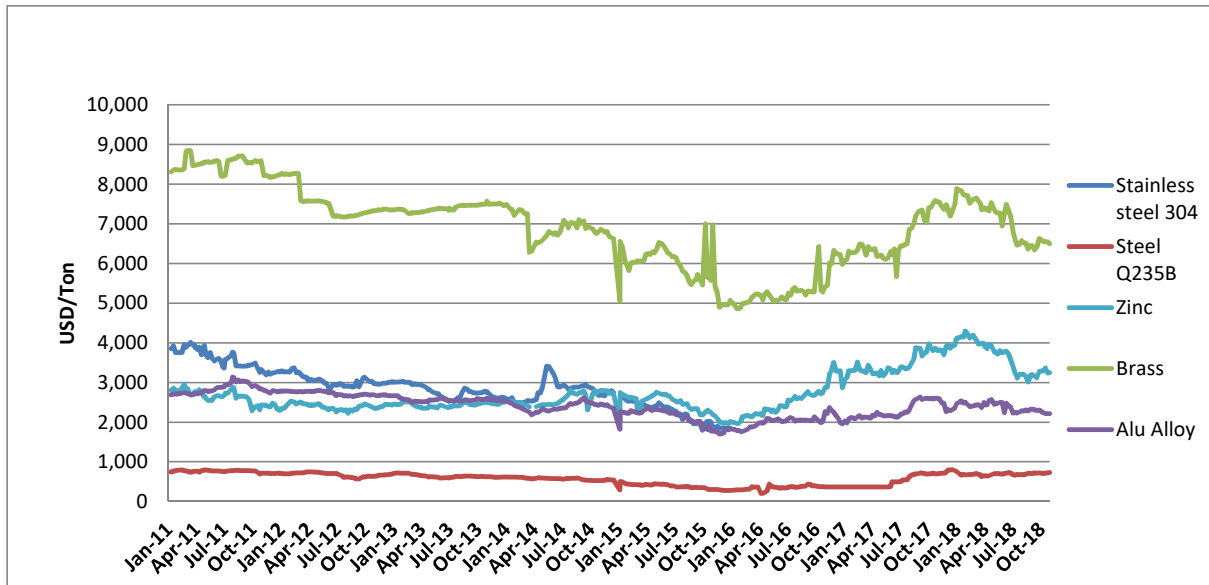
Remark: the price varies much within one month, but the average values of each month on above table was little falling this month for most of materials

RAW MATERIAL

Monthly metal prices change for the past 6 months USD/ton

	Stainless steel 304	Steel Q235	Brass	Alu Alloy	Zinc
May-18		698	7,225	2,479	3,758
Jun-18		717	7,310	2,374	3,709
Jul-18		676	6,578	2,249	3,236
Aug-18		695	6,460	2,299	3,140
Sep-18		716	6,457	2,310	3,191
Oct-18		716	6,536	2,222	3,288
Average on the past 6 months		703.00	6761.00	2322.17	3387.00

Metal price change 2011-2018

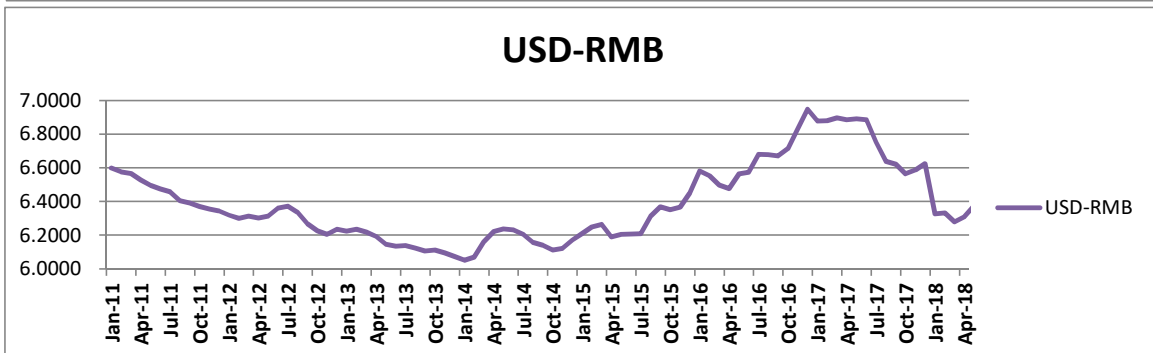
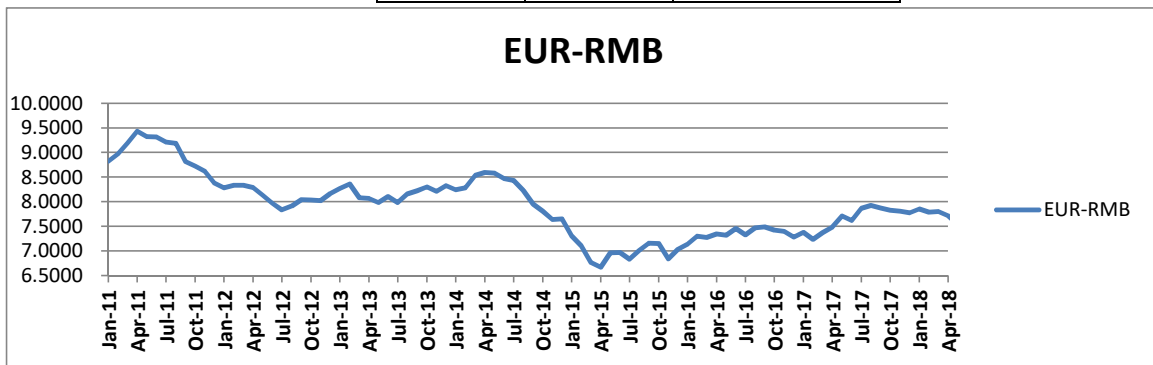


Remark: the price varies much within one month, but the average values of each month on above table are rising in recent five months for most of materials

EXCHANGE RATE

Monthly Exchange change for the past 6 months USD/RMB, Euro/RMB

	EUR	USD
May-18	7.5344	6.3758
Jun-18	7.5280	6.4388
Jul-18	7.8345	6.7034
Aug-18	7.8995	6.8477
Sep-18	8.0111	6.8792
Oct-18	7.9788	6.9574
Average on the last 6 months	7.7977	6.7004



Remark: The above Exchange Rates were modified and updated from this month, which come from data base of web site: www.x-rates.com

SHANGHAI CONTAINERIZED FREIGHT INDEX

